

**Trofeu Català Quad Resistencia, Almenar**
**Clasificado por mejor tiempo de vuelta**

Resistencia

Almenar 0,000 km

Entrenaments

11/05/2014 09:30

Clasificación (45:00 Tiempo) iniciado a 9:32:27

Pos.	Nº	Nombre	Clase	Mejor Tm	f. resp. 1º	Vuelta	Club
1	4	JORDI SERRA / DANIEL VILA	Q1	1:29.473		6	Racc M.S. / Mc Igualada
2	66	GUILLEM ULLASTRES	Q1	1:29.786	0.313	4	Peu a Baix
3	7	JUAN MARIN	Q1	1:31.188	1.715	10	
4	47	ANTHONY TORRES / ALBERT ESPI	Qamateur	1:32.735	3.262	6	Peu a Baix / Mc Rav Motor
5	58	JAUME GALLIFA / ALBERT VIVO	Qamateur	1:34.056	4.583	6	Mc Tona / Mc Tres Turons-Esc.Montornès
6	196	GAVIN GOBERT / ALBERT JOSA	Q1	1:34.353	4.880	17	Mc P.Mafumet
7	192	MARC GOBERT / JOSEP M <sup>a</sup> VILA	Q1	1:34.830	5.357	5	Mc P.Mafumet / Mc Igualada
8	8	ALEX ESPEJO / DAVID ESPEJO	Q1	1:35.139	5.666	15	Terremotard Almenar
9	14	JOAN VILA / JOSEP M <sup>a</sup> CAMARA	Q1	1:35.243	5.770	15	Peu a Baix
10	77	F. XAVIER OBRADO / JUAN OLIVA	Qamateur	1:35.598	6.125	6	Mc Salomo
11	64	ORIOL VIDAL / JORDI FARRES	Q1	1:35.839	6.366	6	Rav Motor
12	44	RUBEN BUJARALAZ / ALEX BOVE	Qamateur	1:36.667	7.194	10	Terremotard Almenar / Mc Tona
13	194	ALEX THOMPSON / GERARD CASANOVA	Q1	1:36.872	7.399	14	Mc P.Mafumet / Mc Foc i Fuego
14	114	ALBERT DOMINGUEZ / JOSEP CANUDAS	Qamateur	1:36.891	7.418	16	Peu a Baix / Mc Baix Bergueda
15	32	GERARD GARRE / FRANCESC GARRIDO	Qamateur	1:38.704	9.231	3	Racc M.S. / Mc tona
16	35	ISAAC POYATOS / F. JAVIER POYATOS	Qamateur	1:39.246	9.773	16	Mc Constantí
17	198	ION PINTILIE / ENRIC SANCHEZ	Qamateur	1:41.255	11.782	10	Mc P.Mafumet

**Trofeu Català Quad Resistencia, Almenar**
**Clasificado por vueltas**

Resistencia

Almenar 0,000 km

Carrera 2h

11/05/2014 11:00

Carrera (2:00:00 Tiempo) iniciado a 11:03:33

Pos	No.	Name	Class	Laps	Diff	Total Tm	Best Tm	Club
1	66	GUILLEM ULLASTRES	Q1	38		1:00:09.868	1:31.605	Peu a Baix
2	4	JORDI SERRA / DANIEL VILA	Q1	37	1 Vuelta	1:00:01.269	1:31.157	Racc M.S. / Mc Igualada
3	7	JUAN MARIN	Q1	36	2 Vueltas	1:00:04.230	1:33.284	
4	196	GAVIN GOBERT / ALBERT JOSA	Q1	36	2 Vueltas	1:00:33.736	1:34.593	Mc P.Mafumet
5	64	ORIOL VIDAL / JORDI FARRES	Q1	36	2 Vueltas	1:00:46.335	1:38.037	Rav Motor
6	194	ALEX THOMPSON / GERARD CA	Q1	36	2 Vueltas	1:00:49.100	1:37.420	Mc P.Mafumet / Mc Foc i Fu
7	192	MARC GOBERT / JOSEP M <sup>a</sup> VILA	Q1	36	2 Vueltas	1:01:02.983	1:35.798	Mc P.Mafumet / Mc Igualada
8	77	F. XAVIER OBRADO / JUAN OLIV	Qamateur	36	2 Vueltas	1:01:10.926	1:36.591	Mc Salomo
9	14	JOAN VILA / JOSEP M <sup>a</sup> CAMARA	Q1	35	3 Vueltas	59:49.185	1:37.367	Peu a Baix
10	47	ANTHONY TORRES / ALBERT ES	Qamateur	35	3 Vueltas	1:00:02.849	1:36.883	Peu a Baix / Mc Rav Motor
11	8	ALEX ESPEJO / DAVID ESPEJO	Q1	35	3 Vueltas	1:00:09.985	1:35.959	Terremotard Almenar
12	58	JAUME GALLIFA / ALBERT VIVO	Qamateur	35	3 Vueltas	1:00:22.626	1:36.543	Mc Tona / Mc Tres Turons-E
13	44	RUBEN BUJARALOEZ / ALEX BOV	Qamateur	35	3 Vueltas	1:00:28.295	1:38.543	Terremotard Almenar / Mc T
14	114	ALBERT DOMINGUEZ / JOSEP C.	Qamateur	35	3 Vueltas	1:00:44.213	1:36.353	Peu a Baix / Mc Baix Bergue
15	32	GERARD GARRE / FRANCESC G/	Qamateur	34	4 Vueltas	59:16.564	1:37.851	Racc M.S. / Mc tona
16	198	ION PINTILIE / ENRIC SANCHEZ	Qamateur	34	4 Vueltas	59:54.150	1:40.908	Mc P.Mafumet
17	35	ISAAC POYATOS / F. JAVIER PO	Qamateur	31	7 Vueltas	59:39.458	1:42.196	Mc Constantí

Margin of Victory	Avg. Speed	Best Lap Tm	Best Speed	Best Lap by
1 Vuelta	-	1:31.157	-	4 - JORDI SERRA / DANIEL VILA

Jefe de cronometraje

Orbits

Director de Carrera

[www.mylaps.com](http://www.mylaps.com)

Licenciado a: SPORT ADVENTURE

**Trofeu Català Quad Resistencia, Almenar**
**Clasificado por vueltas**

Resistencia

Almenar 0,000 km

Carrera 2h

11/05/2014 11:00

Carrera (2:00:00 Tiempo) iniciado a 11:03:33

Pos	No.	Nombre	V.	Diff	T. Total	Mejor T.	Club
1	66	GUILLEM ULLASTRES	76		2:01:39.643	1:31.605	Peu a Baix
2	4	JORDI SERRA / DANIEL VILA	76	1:12.257	2:02:51.900	1:31.157	Racc M.S. / Mc Igualada
3	196	GAVIN GOBERT / ALBERT JOSA	74	2 Vueltas	2:02:48.913	1:33.684	Mc P.Mafumet
4	7	JUAN MARIN	72	4 Vueltas	2:01:45.448	1:33.284	
5	64	ORIOL VIDAL / JORDI FARRÉS	72	4 Vueltas	2:02:22.564	1:38.037	Rav Motor
6	192	MARC GOBERT / JOSEP M <sup>a</sup> VILA	72	4 Vueltas	2:02:53.272	1:35.798	Mc P.Mafumet / Mc Igualada
7	47	ANTHONY TORRES / ALBERT ESPI	72	4 Vueltas	2:03:18.066	1:36.883	Peu a Baix / Mc Rav Motor
8	77	F. XAVIER OBRADO / JUAN OLIVA	71	5 Vueltas	2:02:11.400	1:36.591	Mc Salomo
9	194	ALEX THOMPSON / GERARD CASANOVA	71	5 Vueltas	2:02:22.918	1:37.420	Mc P.Mafumet / Mc Foc i Fuego
10	8	ALEX ESPEJO / DAVID ESPEJO	71	5 Vueltas	2:02:23.481	1:35.959	Terremotard Almenar
11	14	JOAN VILA / JOSEP M <sup>a</sup> CAMARA	71	5 Vueltas	2:02:24.634	1:37.299	Peu a Baix
12	114	ALBERT DOMINGUEZ / JOSEP CANUDAS	71	5 Vueltas	2:02:31.396	1:36.353	Peu a Baix / Mc Baix Bergueda
13	44	RUBEN BUJARALÓZ / ALEX BOVE	71	5 Vueltas	2:02:54.433	1:38.543	Terremotard Almenar / Mc Tona
14	58	JAUME GALLIFA / ALBERT VIVO	71	5 Vueltas	2:03:14.660	1:36.543	Mc Tona / Mc Tres Turons-Esc.Mon
15	198	ION PINTILIE / ENRIC SANCHEZ	70	6 Vueltas	2:03:15.324	1:40.190	Mc P.Mafumet
16	35	ISAAC POYATOS / F. JAVIER POYATOS	64	12 Vueltas	2:02:04.932	1:42.132	Mc Constantí
No clasificado							
NT	32	GERARD GARRE / FRANCESC GARRIDO	50	NT	1:29:58.794	1:37.851	Racc M.S. / Mc tona

Margin of Victory	Avg. Speed	Best Lap Tm	Best Speed	Best Lap by
1:12.257	-	1:31.157	-	4 - JORDI SERRA / DANIEL VILA

Jefe de cronometraje

Orbits

Director de Carrera

[www.mylaps.com](http://www.mylaps.com)

Licenciado a: SPORT ADVENTURE

**Trofeu Català Quad Resistencia, Almenar**
**Clasificado por vueltas**

Resistencia

Almenar 0,000 km

Carrera 2h

11/05/2014 11:00

Carrera (2:00:00 Tiempo) iniciado a 11:03:33

Pos	No.	Nombre	V.	Diff	T. Total	Mejor T.	Club
<b>Q1</b>							
1	66	GUILLEM ULLASTRES	76		2:01:39.643	1:31.605	Peu a Baix
2	4	JORDI SERRA / DANIEL VILA	76	1:12.257	2:02:51.900	1:31.157	Racc M.S. / Mc Igualada
3	196	GAVIN GOBERT / ALBERT JOSA	74	2 Vueltas	2:02:48.913	1:33.684	Mc P.Mafumet
4	7	JUAN MARIN	72	4 Vueltas	2:01:45.448	1:33.284	
5	64	ORIOL VIDAL / JORDI FARRES	72	4 Vueltas	2:02:22.564	1:38.037	Rav Motor
6	192	MARC GOBERT / JOSEP M <sup>a</sup> VILA	72	4 Vueltas	2:02:53.272	1:35.798	Mc P.Mafumet / Mc Igualada
7	194	ALEX THOMPSON / GERARD CASANOVA	71	5 Vueltas	2:02:22.918	1:37.420	Mc P.Mafumet / Mc Foc i Fuegu
8	8	ALEX ESPEJO / DAVID ESPEJO	71	5 Vueltas	2:02:23.481	1:35.959	Terremotard Almenar
9	14	JOAN VILA / JOSEP M <sup>a</sup> CAMARA	71	5 Vueltas	2:02:24.634	1:37.299	Peu a Baix
<b>Qamateur</b>							
1	47	ANTHONY TORRES / ALBERT ESPI	72		2:03:18.066	1:36.883	Peu a Baix / Mc Rav Motor
2	77	F. XAVIER OBRADO / JUAN OLIVA	71	1 Vuelta	2:02:11.400	1:36.591	Mc Salomo
3	114	ALBERT DOMINGUEZ / JOSEP CANUDAS	71	1 Vuelta	2:02:31.396	1:36.353	Peu a Baix / Mc Baix Bergueda
4	44	RUBEN BUJARALUZ / ALEX BOVE	71	1 Vuelta	2:02:54.433	1:38.543	Terremotard Almenar / Mc Tona
5	58	JAUME GALLIFA / ALBERT VIVO	71	1 Vuelta	2:03:14.660	1:36.543	Mc Tona / Mc Tres Turons-Esc.Mon
6	198	ION PINTILIE / ENRIC SANCHEZ	70	2 Vueltas	2:03:15.324	1:40.190	Mc P.Mafumet
7	35	ISAAC POYATOS / F. JAVIER POYATOS	64	8 Vueltas	2:02:04.932	1:42.132	Mc Constantí
<b>No clasificado</b>							
NT	32	GERARD GARRE / FRANCESC GARRIDO	50	NT	1:29:58.794	1:37.851	Racc M.S. / Mc tona

Margin of Victory	Avg. Speed	Best Lap Tm	Best Speed	Best Lap by
1:12.257	-	1:31.157	-	4 - JORDI SERRA / DANIEL VILA

Jefe de cronometraje

Orbits

Director de Carrera

[www.mylaps.com](http://www.mylaps.com)

Licenciado a: SPORT ADVENTURE

# Trofeu Català Quad Resistencia, Almenar

Resistencia

Almenar 0,000 km

Carrera 2h

11/05/2014 11:00

Carrera (2:00:00 Tiempo) iniciado a 11:03:33

Lap	Lap Tm	Diff	Time of Day
<b>(66) GUILLEM ULLASTRES</b>			
1	1:32.276	+0.671	11:05:12.980
2	1:32.162	+0.557	11:06:45.142
3	1:32.490	+0.885	11:08:17.632
4	1:31.778	+0.173	11:09:49.410
5	<b>1:31.605</b>		11:11:21.015
6	1:32.369	+0.764	11:12:53.384
7	1:31.877	+0.272	11:14:25.261
8	1:31.830	+0.225	11:15:57.091
9	1:33.085	+1.480	11:17:30.176
10	1:37.030	+5.425	11:19:07.206
11	1:33.539	+1.934	11:20:40.745
12	1:33.772	+2.167	11:22:14.517
13	1:33.671	+2.066	11:23:48.188
14	1:34.047	+2.442	11:25:22.235
15	1:35.131	+3.526	11:26:57.366
16	1:34.125	+2.520	11:28:31.491
17	1:34.929	+3.324	11:30:06.420
18	1:34.398	+2.793	11:31:40.818
19	1:35.490	+3.885	11:33:16.308
20	1:37.509	+5.904	11:34:53.817
21	1:35.451	+3.846	11:36:29.268
22	1:35.556	+3.951	11:38:04.824
23	1:35.306	+3.701	11:39:40.130
24	1:36.145	+4.540	11:41:16.275
25	1:36.420	+4.815	11:42:52.695
26	1:35.837	+4.232	11:44:28.532
27	1:36.463	+4.858	11:46:04.995
28	1:35.312	+3.707	11:47:40.307
29	1:36.240	+4.635	11:49:16.547
30	1:35.912	+4.307	11:50:52.459
31	1:36.080	+4.475	11:52:28.539
32	1:36.041	+4.436	11:54:04.580
33	1:38.154	+6.549	11:55:42.734
34	1:35.782	+4.177	11:57:18.516
35	1:35.336	+3.731	11:58:53.852
36	1:36.948	+5.343	12:00:30.800
37	1:35.248	+3.643	12:02:06.048
38	1:37.375	+5.770	12:03:43.423
39	1:36.397	+4.792	12:05:19.820
40	1:36.342	+4.737	12:06:56.162
41	1:36.066	+4.461	12:08:32.228
42	1:35.840	+4.235	12:10:08.068
43	1:35.996	+4.391	12:11:44.064
44	1:36.303	+4.698	12:13:20.367
45	1:34.682	+3.077	12:14:55.049
46	1:35.618	+4.013	12:16:30.667
47	1:35.792	+4.187	12:18:06.459
48	1:36.702	+5.097	12:19:43.161
49	1:36.077	+4.472	12:21:19.238
50	1:36.078	+4.473	12:22:55.316
51	1:36.682	+5.077	12:24:31.998
52	1:36.812	+5.207	12:26:08.810
53	1:35.700	+4.095	12:27:44.510
54	1:36.709	+5.104	12:29:21.219
55	1:35.588	+3.983	12:30:56.807
56	1:35.552	+3.947	12:32:32.359
57	1:38.699	+7.094	12:34:11.058
58	1:36.992	+5.387	12:35:48.050
59	1:36.631	+5.026	12:37:24.681
60	1:36.568	+4.963	12:39:01.249
61	1:36.016	+4.411	12:40:37.265
62	1:38.897	+7.292	12:42:16.162
63	1:36.525	+4.920	12:43:52.687
64	1:37.389	+5.784	12:45:30.076

Lap	Lap Tm	Diff	Time of Day
65	1:36.264	+4.659	12:47:06.340
66	1:38.015	+6.410	12:48:44.355
67	1:36.197	+4.592	12:50:20.552
68	1:36.806	+5.201	12:51:57.358
69	1:37.939	+6.334	12:53:35.297
70	1:36.037	+4.432	12:55:11.334
71	1:39.276	+7.671	12:56:50.610
72	1:37.944	+6.339	12:58:28.554
73	1:39.193	+7.588	13:00:07.747
74	1:38.878	+7.273	13:01:46.625
75	1:41.277	+9.672	13:03:27.902
76	1:45.296	+13.691	13:05:13.198
<b>(4) JORDI SERRA / DANIEL VILA</b>			
1	1:35.997	+4.840	11:05:19.153
2	1:33.141	+1.984	11:06:52.294
3	1:31.986	+0.829	11:08:24.280
4	<b>1:31.157</b>		11:09:55.437
5	1:33.595	+2.438	11:11:29.032
6	1:32.974	+1.817	11:13:02.006
7	1:32.623	+1.466	11:14:34.629
8	1:32.715	+1.558	11:16:07.344
9	1:35.540	+4.383	11:17:42.884
10	1:33.458	+2.301	11:19:16.342
11	1:33.888	+2.731	11:20:50.230
12	1:32.149	+0.992	11:22:22.379
13	1:34.568	+3.411	11:23:56.947
14	1:32.855	+1.698	11:25:29.802
15	1:33.193	+2.036	11:27:02.995
16	1:33.709	+2.552	11:28:36.704
17	1:33.272	+2.115	11:30:09.976
18	1:32.370	+1.213	11:31:42.346
19	1:34.306	+3.149	11:33:16.652
20	1:35.326	+4.169	11:34:51.978
21	1:33.591	+2.434	11:36:25.569
22	1:33.009	+1.852	11:37:58.578
23	1:34.428	+3.271	11:39:33.006
24	1:36.642	+5.485	11:41:09.648
25	1:35.207	+4.050	11:42:44.855
26	1:34.353	+3.196	11:44:19.208
27	1:35.550	+4.393	11:45:54.758
28	1:35.328	+4.171	11:47:30.086
29	1:34.252	+3.095	11:49:04.338
30	1:33.682	+2.525	11:50:38.020
31	1:34.363	+3.206	11:52:12.383
32	1:35.086	+3.929	11:53:47.469
33	3:33.318	+2:02.161	11:57:20.787
34	1:33.199	+2.042	11:58:53.986
35	1:33.527	+2.370	12:00:27.513
36	1:33.450	+2.293	12:02:00.963
37	1:33.861	+2.704	12:03:34.824
38	1:32.902	+1.745	12:05:07.726
39	1:34.342	+3.185	12:06:42.068
40	1:33.482	+2.325	12:08:15.550
41	1:33.690	+2.533	12:09:49.240
42	1:32.788	+1.631	12:11:22.028
43	1:33.177	+2.020	12:12:55.205
44	1:33.708	+2.551	12:14:28.913
45	1:33.372	+2.215	12:16:02.285
46	1:33.761	+2.604	12:17:36.046
47	1:34.138	+2.981	12:19:10.184
48	1:36.822	+5.665	12:20:47.006
49	1:34.669	+3.512	12:22:21.675
50	1:40.576	+9.419	12:24:02.251
51	1:34.914	+3.757	12:25:37.165
52	1:35.385	+4.228	12:27:12.550

Lap	Lap Tm	Diff	Time of Day
53	1:34.592	+3.435	12:28:47.142
54	1:34.299	+3.142	12:30:21.441
55	1:34.872	+3.715	12:31:56.313
56	1:34.478	+3.321	12:33:30.791
57	1:35.089	+3.932	12:35:05.880
58	1:33.923	+2.766	12:36:39.803
59	1:35.172	+4.015	12:38:14.975
60	1:35.397	+4.240	12:39:50.372
61	1:34.243	+3.086	12:41:24.615
62	1:35.181	+4.024	12:42:59.796
63	1:35.547	+4.390	12:44:35.343
64	1:34.957	+3.800	12:46:10.300
65	1:34.843	+3.686	12:47:45.143
66	1:35.229	+4.072	12:49:20.372
67	1:37.521	+6.364	12:50:57.893
68	1:36.474	+5.317	12:52:34.367
69	1:35.854	+4.697	12:54:10.221
70	1:36.082	+4.925	12:55:46.303
71	1:35.028	+3.871	12:57:21.331
72	2:40.193	+1:09.036	13:00:01.524
73	1:35.937	+4.780	13:01:37.461
74	1:36.029	+4.872	13:03:13.490
75	1:33.453	+2.296	13:04:46.943
76	1:38.512	+7.355	13:06:25.455
<b>(196) GAVIN GOBERT / ALBERT JOSA</b>			
1	1:38.756	+5.072	11:05:23.697
2	1:35.495	+1.811	11:06:59.192
3	1:35.240	+1.556	11:08:34.432
4	1:36.201	+2.517	11:10:10.633
5	1:35.554	+1.870	11:11:46.187
6	1:34.943	+1.259	11:13:21.130
7	1:35.114	+1.430	11:14:56.244
8	1:34.593	+0.909	11:16:30.837
9	3:23.108	+1:49.424	11:19:53.945
10	1:36.820	+3.136	11:21:30.765
11	1:36.845	+3.161	11:23:07.610
12	1:37.224	+3.540	11:24:44.834
13	1:36.348	+2.664	11:26:21.182
14	1:38.270	+4.586	11:27:59.452
15	1:37.666	+3.982	11:29:37.118
16	1:37.688	+4.004	11:31:14.806
17	1:36.867	+3.183	11:32:51.673
18	1:38.233	+4.549	11:34:29.906
19	1:38.729	+5.045	11:36:08.635
20	1:37.639	+3.955	11:37:46.274
21	1:37.127	+3.443	11:39:23.401
22	1:37.987	+4.303	11:41:01.388
23	1:40.826	+7.142	11:42:42.214
24	1:39.892	+6.208	11:44:22.106
25	1:37.865	+4.181	11:45:59.971
26	1:38.040	+4.356	11:47:38.011
27	1:39.816	+6.132	11:49:17.827
28	1:39.242	+5.558	11:50:57.069
29	1:38.839	+5.155	11:52:35.908
30	1:38.631	+4.947	11:54:14.539
31	1:38.809	+5.125	11:55:53.348
32	1:38.798	+5.114	11:57:32.146
33	1:38.732	+5.048	11:59:10.878
34	1:39.381	+5.697	12:00:50.259
35	1:38.934	+5.250	12:02:29.193
36	1:38.098	+4.414	12:04:07.291
37	1:39.189	+5.505	12:05:46.480
38	1:38.805	+5.121	12:07:25.285
39	1:40.005	+6.321	12:09:05.290
40	1:40.183	+6.499	12:10:45.473

Jefe de cronometraje

Orbits

# Trofeu Català Quad Resistencia, Almenar

Resistencia

Almenar 0,000 km

Carrera 2h

11/05/2014 11:00

Carrera (2:00:00 Tiempo) iniciado a 11:03:33

Lap	Lap Tm	Diff	Time of Day
41	1:40.151	+6.467	12:12:25.624
42	1:41.327	+7.643	12:14:06.951
43	2:33.501	+59.817	12:16:40.452
44	1:35.560	+1.876	12:18:16.012
45	1:35.892	+2.208	12:19:51.904
46	1:35.353	+1.669	12:21:27.257
47	1:34.984	+1.300	12:23:02.241
48	1:35.352	+1.668	12:24:37.593
49	1:34.828	+1.144	12:26:12.421
50	<b>1:33.684</b>		12:27:46.105
51	1:35.541	+1.857	12:29:21.646
52	1:37.553	+3.869	12:30:59.199
53	1:36.669	+2.985	12:32:35.868
54	1:34.235	+0.551	12:34:10.103
55	1:34.299	+0.615	12:35:44.402
56	1:34.916	+1.232	12:37:19.318
57	1:35.513	+1.829	12:38:54.831
58	1:37.240	+3.556	12:40:32.071
59	1:36.642	+2.958	12:42:08.713
60	1:36.924	+3.240	12:43:45.637
61	1:38.020	+4.336	12:45:23.657
62	1:38.636	+4.952	12:47:02.293
63	1:35.468	+1.784	12:48:37.761
64	1:37.052	+3.368	12:50:14.813
65	1:35.542	+1.858	12:51:50.355
66	1:36.201	+2.517	12:53:26.556
67	1:37.129	+3.445	12:55:03.685
68	1:37.049	+3.365	12:56:40.734
69	1:39.948	+6.264	12:58:20.682
70	1:37.329	+3.645	12:59:58.011
71	1:35.645	+1.961	13:01:33.656
72	1:36.066	+2.382	13:03:09.722
73	1:34.325	+0.641	13:04:44.047
74	1:38.421	+4.737	13:06:22.468

(7) JUAN MARIN

1	1:39.710	+6.426	11:05:33.473
2	1:36.848	+3.564	11:07:10.321
3	1:33.763	+0.479	11:08:44.084
4	1:35.696	+2.412	11:10:19.780
5	1:34.946	+1.662	11:11:54.726
6	1:35.916	+2.632	11:13:30.642
7	1:37.295	+4.011	11:15:07.937
8	1:34.407	+1.123	11:16:42.344
9	<b>1:33.284</b>		11:18:15.628
10	1:34.709	+1.425	11:19:50.337
11	1:36.053	+2.769	11:21:26.390
12	1:35.142	+1.858	11:23:01.532
13	1:35.352	+2.068	11:24:36.884
14	1:35.726	+2.442	11:26:12.610
15	1:38.819	+5.535	11:27:51.429
16	1:36.775	+3.491	11:29:28.204
17	1:45.448	+12.164	11:31:13.652
18	1:34.791	+1.507	11:32:48.443
19	1:36.332	+3.048	11:34:24.775
20	1:37.726	+4.442	11:36:02.501
21	1:38.695	+5.411	11:37:41.196
22	1:37.309	+4.025	11:39:18.505
23	1:36.090	+2.806	11:40:54.595
24	1:37.363	+4.079	11:42:31.958
25	1:37.655	+4.371	11:44:09.613
26	1:36.669	+3.385	11:45:46.282
27	1:35.313	+2.029	11:47:21.595
28	1:36.335	+3.051	11:48:57.930
29	1:37.053	+3.769	11:50:34.983
30	1:36.725	+3.441	11:52:11.708

Lap	Lap Tm	Diff	Time of Day
31	1:39.036	+5.752	11:53:50.744
32	1:39.956	+6.672	11:55:30.700
33	1:41.163	+7.879	11:57:11.863
34	1:38.827	+5.543	11:58:50.690
35	3:09.482	+1:36.198	12:02:00.172
36	1:37.613	+4.329	12:03:37.785
37	1:37.785	+4.501	12:05:15.570
38	1:38.672	+5.388	12:06:54.242
39	1:38.074	+4.790	12:08:32.316
40	1:37.002	+3.718	12:10:09.318
41	1:39.102	+5.818	12:11:48.420
42	1:40.097	+6.813	12:13:28.517
43	1:41.682	+8.398	12:15:10.199
44	1:37.962	+4.678	12:16:48.161
45	1:38.555	+5.271	12:18:26.716
46	1:39.636	+6.352	12:20:06.352
47	1:42.615	+9.331	12:21:48.967
48	1:38.305	+5.021	12:23:27.272
49	1:40.743	+7.459	12:25:08.015
50	1:42.170	+8.886	12:26:50.185
51	1:41.274	+7.990	12:28:31.459
52	1:41.417	+8.133	12:30:12.876
53	1:42.471	+9.187	12:31:55.347
54	1:43.634	+10.350	12:33:38.981
55	1:42.769	+9.485	12:35:21.750
56	1:41.515	+8.231	12:37:03.265
57	2:29.140	+55.856	12:39:32.405
58	1:40.460	+7.176	12:41:12.865
59	1:39.838	+6.554	12:42:52.703
60	1:44.805	+11.521	12:44:37.508
61	1:42.990	+9.706	12:46:20.498
62	1:43.720	+10.436	12:48:04.218
63	1:42.912	+9.628	12:49:47.130
64	1:44.060	+10.776	12:51:31.190
65	1:43.291	+10.007	12:53:14.481
66	1:41.846	+8.562	12:54:56.327
67	1:41.240	+7.956	12:56:37.567
68	1:43.634	+10.350	12:58:21.201
69	1:44.406	+11.122	13:00:05.607
70	1:44.287	+11.003	13:01:49.894
71	1:43.543	+10.259	13:03:33.437
72	1:45.566	+12.282	13:05:19.003

(64) ORIOL VIDAL / JORDI FARRES

1	1:42.718	+4.681	11:05:26.461
2	<b>1:38.037</b>		11:07:04.498
3	1:39.072	+1.035	11:08:43.570
4	1:39.939	+1.902	11:10:23.509
5	1:38.963	+0.926	11:12:02.472
6	1:39.081	+1.044	11:13:41.553
7	1:39.900	+1.863	11:15:21.453
8	1:40.151	+2.114	11:17:01.604
9	1:42.231	+4.194	11:18:43.835
10	1:40.639	+2.602	11:20:24.474
11	1:40.291	+2.254	11:22:04.765
12	1:40.461	+2.424	11:23:45.226
13	1:43.043	+5.006	11:25:28.269
14	1:42.929	+4.892	11:27:11.198
15	1:40.388	+2.351	11:28:51.586
16	1:42.992	+4.955	11:30:34.578
17	1:41.275	+3.238	11:32:15.853
18	1:42.992	+4.955	11:33:58.845
19	1:41.796	+3.759	11:35:40.641
20	1:40.891	+2.854	11:37:21.532
21	1:40.957	+2.920	11:39:02.489
22	1:39.691	+1.654	11:40:42.180

Lap	Lap Tm	Diff	Time of Day
23	1:41.410	+3.373	11:42:23.590
24	1:38.863	+0.826	11:44:02.453
25	1:40.132	+2.095	11:45:42.585
26	1:40.550	+2.513	11:47:23.135
27	1:44.109	+6.072	11:49:07.244
28	1:41.354	+3.317	11:50:48.598
29	1:41.593	+3.556	11:52:30.191
30	1:41.904	+3.867	11:54:12.095
31	1:43.190	+5.153	11:55:55.285
32	1:41.067	+3.030	11:57:36.352
33	1:40.204	+2.167	11:59:16.556
34	1:41.055	+3.018	12:00:57.611
35	1:40.929	+2.892	12:02:38.540
36	1:41.350	+3.313	12:04:19.890
37	1:39.990	+1.953	12:05:59.880
38	1:39.676	+1.639	12:07:39.556
39	1:40.206	+2.169	12:09:19.762
40	1:40.520	+2.483	12:11:00.282
41	1:40.586	+2.549	12:12:40.868
42	1:40.189	+2.152	12:14:21.057
43	1:40.368	+2.331	12:16:01.425
44	1:42.337	+4.300	12:17:43.762
45	1:41.142	+3.105	12:19:24.904
46	1:43.242	+5.205	12:21:08.146
47	1:42.219	+4.182	12:22:50.365
48	2:41.785	+1:03.748	12:25:32.150
49	1:40.601	+2.564	12:27:12.751
50	1:41.060	+3.023	12:28:53.811
51	1:40.479	+2.442	12:30:34.290
52	1:39.403	+1.366	12:32:13.693
53	1:39.693	+1.656	12:33:53.386
54	1:38.285	+0.248	12:35:31.671
55	1:38.581	+0.544	12:37:10.252
56	1:41.017	+2.980	12:38:51.269
57	1:41.664	+3.627	12:40:32.933
58	1:43.233	+5.196	12:42:16.166
59	1:40.415	+2.378	12:43:56.581
60	1:42.003	+3.966	12:45:38.584
61	1:42.842	+4.805	12:47:21.426
62	1:41.184	+3.147	12:49:02.610
63	1:38.707	+0.670	12:50:41.317
64	1:39.291	+1.254	12:52:20.608
65	1:42.114	+4.077	12:54:02.722
66	1:42.334	+4.297	12:55:45.056
67	1:43.324	+5.287	12:57:28.380
68	1:39.005	+0.968	12:59:07.385
69	1:39.484	+1.447	13:00:46.869
70	1:41.296	+3.259	13:02:28.165
71	1:43.339	+5.302	13:04:11.504
72	1:44.615	+6.578	13:05:56.119

(192) MARC GOBERT / JOSEP Mª VILA

1	<b>1:35.798</b>		11:05:17.729
2	1:38.769	+2.971	11:06:56.498
3	1:37.188	+1.390	11:08:33.686
4	1:39.243	+3.445	11:10:12.929
5	1:42.084	+6.286	11:11:55.013
6	1:39.881	+4.083	11:13:34.894
7	1:40.880	+5.082	11:15:15.774
8	1:39.851	+4.053	11:16:55.625
9	1:39.090	+3.292	11:18:34.715
10	1:38.809	+3.011	11:20:13.524
11	1:38.476	+2.678	11:21:52.000
12	1:38.792	+2.994	11:23:30.792
13	1:38.649	+2.851	11:25:09.441
14	1:39.872	+4.074	11:26:49.313

Jefe de cronometraje

Orbits

# Trofeu Català Quad Resistencia, Almenar

<p>Resistencia</p> <p>Carrera 2h</p> <p>Carrera (2:00:00 Tiempo) iniciado a 11:03:33</p>	<p>Almenar 0,000 km</p> <p>11/05/2014 11:00</p>
--	---

Lap	Lap Tm	Diff	Time of Day	Lap	Lap Tm	Diff	Time of Day	Lap	Lap Tm	Diff	Time of Day
15	1:38.243	+2.445	11:28:27.556	7	1:42.238	+5.355	11:15:44.468	(77) F. XAVIER OBRADO / JUAN OLIVA			
16	1:40.761	+4.963	11:30:08.317	8	1:38.435	+1.552	11:17:22.903				
17	1:40.024	+4.226	11:31:48.341	9	1:40.387	+3.504	11:19:03.290	1	1:44.065	+7.474	11:05:27.793
18	1:39.924	+4.126	11:33:28.265	10	1:42.965	+6.082	11:20:46.255	2	1:37.886	+1.295	11:07:05.679
19	1:39.486	+3.688	11:35:07.751	11	1:42.897	+6.014	11:22:29.152	3	1:40.184	+3.593	11:08:45.863
20	1:39.200	+3.402	11:36:46.951	12	1:41.647	+4.764	11:24:10.799	4	1:38.739	+2.148	11:10:24.602
21	1:39.557	+3.759	11:38:26.508	13	1:41.064	+4.181	11:25:51.863	5	1:38.677	+2.086	11:12:03.279
22	1:40.033	+4.235	11:40:06.541	14	1:40.231	+3.348	11:27:32.094	6	1:39.885	+3.294	11:13:43.164
23	1:41.308	+5.510	11:41:47.849	15	1:40.850	+3.967	11:29:12.944	7	<b>1:36.591</b>		11:15:19.755
24	1:40.646	+4.848	11:43:28.495	16	1:39.978	+3.095	11:30:52.922	8	1:39.461	+2.870	11:16:59.216
25	1:40.101	+4.303	11:45:08.596	17	1:42.762	+5.879	11:32:35.684	9	1:39.465	+2.874	11:18:38.681
26	1:39.972	+4.174	11:46:48.568	18	1:43.796	+6.913	11:34:19.480	10	1:38.986	+2.395	11:20:17.667
27	1:39.939	+4.141	11:48:28.507	19	1:41.149	+4.266	11:36:00.629	11	1:40.215	+3.624	11:21:57.882
28	1:41.153	+5.355	11:50:09.660	20	1:41.567	+4.684	11:37:42.196	12	1:40.735	+4.144	11:23:38.617
29	1:40.808	+5.010	11:51:50.468	21	2:38.748	+1:01.865	11:40:20.944	13	1:42.324	+5.733	11:25:20.941
30	1:44.139	+8.341	11:53:34.607	22	1:39.645	+2.762	11:42:00.589	14	1:41.878	+5.287	11:27:02.819
31	1:46.969	+11.171	11:55:21.576	23	1:38.066	+1.183	11:43:38.655	15	1:42.874	+6.283	11:28:45.693
32	2:32.107	+56.309	11:57:53.683	24	<b>1:36.883</b>		11:45:15.538	16	1:43.432	+6.841	11:30:29.125
33	1:41.036	+5.238	11:59:34.719	25	1:37.849	+0.966	11:46:53.387	17	1:42.254	+5.663	11:32:11.379
34	1:39.935	+4.137	12:01:14.654	26	1:38.896	+2.013	11:48:32.283	18	2:39.335	+1:02.744	11:34:50.714
35	1:40.346	+4.548	12:02:55.000	27	1:38.439	+1.556	11:50:10.722	19	1:40.239	+3.648	11:36:30.953
36	1:41.538	+5.740	12:04:36.538	28	1:40.121	+3.238	11:51:50.843	20	1:37.750	+1.159	11:38:08.703
37	1:41.545	+5.747	12:06:18.083	29	1:43.596	+6.713	11:53:34.439	21	1:37.130	+0.539	11:39:45.833
38	1:41.633	+5.835	12:07:59.716	30	1:38.575	+1.692	11:55:13.014	22	1:39.454	+2.863	11:41:25.287
39	1:41.899	+6.101	12:09:41.615	31	1:41.695	+4.812	11:56:54.709	23	1:40.977	+4.386	11:43:06.264
40	1:43.529	+7.731	12:11:25.144	32	1:40.212	+3.329	11:58:34.921	24	1:38.068	+1.477	11:44:44.332
41	1:43.166	+7.368	12:13:08.310	33	1:41.623	+4.740	12:00:16.544	25	1:38.740	+2.149	11:46:23.072
42	1:42.906	+7.108	12:14:51.216	34	1:40.667	+3.784	12:01:57.211	26	1:39.215	+2.624	11:48:02.287
43	1:44.509	+8.711	12:16:35.725	35	1:39.193	+2.310	12:03:36.404	27	1:39.397	+2.806	11:49:41.684
44	1:46.434	+10.636	12:18:22.159	36	1:40.768	+3.885	12:05:17.172	28	1:40.513	+3.922	11:51:22.197
45	1:42.242	+6.444	12:20:04.401	37	1:42.464	+5.581	12:06:59.636	29	1:40.908	+4.317	11:53:03.105
46	1:43.405	+7.607	12:21:47.806	38	1:41.546	+4.663	12:08:41.182	30	1:41.401	+4.810	11:54:44.506
47	1:42.300	+6.502	12:23:30.106	39	1:43.007	+6.124	12:10:24.189	31	1:42.647	+6.056	11:56:27.153
48	1:41.768	+5.970	12:25:11.874	40	1:40.853	+3.970	12:12:05.042	32	1:40.099	+3.508	11:58:07.252
49	1:41.520	+5.722	12:26:53.394	41	1:42.144	+5.261	12:13:47.186	33	1:39.528	+2.937	11:59:46.780
50	1:41.161	+5.363	12:28:34.555	42	1:42.189	+5.306	12:15:29.375	34	1:38.556	+1.965	12:01:25.336
51	1:41.401	+5.603	12:30:15.956	43	1:44.214	+7.331	12:17:13.589	35	1:39.436	+2.845	12:03:04.772
52	1:43.259	+7.461	12:31:59.215	44	1:45.032	+8.149	12:18:58.621	36	1:39.709	+3.118	12:04:44.481
53	1:41.754	+5.956	12:33:40.969	45	1:42.777	+5.894	12:20:41.398	37	1:38.921	+2.330	12:06:23.402
54	1:42.299	+6.501	12:35:23.268	46	1:40.911	+4.028	12:22:22.309	38	1:39.747	+3.156	12:08:03.149
55	1:42.741	+6.943	12:37:06.009	47	1:42.841	+5.958	12:24:05.150	39	1:40.623	+4.032	12:09:43.772
56	1:41.543	+5.745	12:38:47.552	48	1:42.523	+5.640	12:25:47.673	40	1:41.697	+5.106	12:11:25.469
57	1:42.578	+6.780	12:40:30.130	49	1:41.719	+4.836	12:27:29.392	41	2:43.498	+1:06.907	12:14:08.967
58	1:45.375	+9.577	12:42:15.505	50	1:40.962	+4.079	12:29:10.354	42	1:39.060	+2.469	12:15:48.027
59	1:44.609	+8.811	12:44:00.114	51	1:41.031	+4.148	12:30:51.385	43	1:39.598	+3.007	12:17:27.625
60	1:42.030	+6.232	12:45:42.144	52	1:42.734	+5.851	12:32:34.119	44	1:39.683	+3.092	12:19:07.308
61	1:42.472	+6.674	12:47:24.616	53	1:43.693	+6.810	12:34:17.812	45	1:41.753	+5.162	12:20:49.061
62	1:44.112	+8.314	12:49:08.728	54	1:42.175	+5.292	12:35:59.987	46	1:41.857	+5.266	12:22:30.918
63	1:45.255	+9.457	12:50:53.983	55	1:41.779	+4.896	12:37:41.766	47	1:40.688	+4.097	12:24:11.606
64	1:42.998	+7.200	12:52:36.981	56	1:42.535	+5.652	12:39:24.301	48	1:40.070	+3.479	12:25:51.676
65	1:42.287	+6.489	12:54:19.268	57	1:41.195	+4.312	12:41:05.496	49	1:40.879	+4.288	12:27:32.555
66	1:42.939	+7.141	12:56:02.207	58	1:42.204	+5.321	12:42:47.700	50	1:42.582	+5.991	12:29:15.137
67	1:44.181	+8.383	12:57:46.388	59	1:43.026	+6.143	12:44:30.726	51	1:45.004	+8.413	12:31:00.141
68	1:42.949	+7.151	12:59:29.337	60	1:42.064	+5.181	12:46:12.790	52	1:44.108	+7.517	12:32:44.249
69	1:43.045	+7.247	13:01:12.382	61	1:46.175	+9.292	12:47:58.965	53	2:41.157	+1:04.566	12:35:25.406
70	1:43.108	+7.310	13:02:55.490	62	1:42.346	+5.463	12:49:41.311	54	1:42.383	+5.792	12:37:07.789
71	1:44.120	+8.322	13:04:39.610	63	1:43.632	+6.749	12:51:24.943	55	1:39.955	+3.364	12:38:47.744
72	1:47.217	+11.419	13:06:26.827	64	1:42.458	+5.575	12:53:07.401	56	1:42.423	+5.832	12:40:30.167
(47) ANTHONY TORRES / ALBERT ESPÍ				65	1:42.759	+5.876	12:54:50.160	57	1:39.828	+3.237	12:42:09.995
1	1:37.040	+0.157	11:05:38.281	66	1:43.314	+6.431	12:56:33.474	58	1:39.407	+2.816	12:43:49.402
2	1:39.586	+2.703	11:07:17.867	67	1:42.857	+5.974	12:58:16.331	59	1:41.714	+5.123	12:45:31.116
3	1:41.737	+4.854	11:08:59.604	68	1:44.205	+7.322	13:00:00.536	60	1:39.660	+3.069	12:47:10.776
4	1:41.686	+4.803	11:10:41.290	69	1:42.349	+5.466	13:01:42.885	61	1:42.486	+5.895	12:48:53.262
5	1:40.883	+4.000	11:12:22.173	70	1:42.226	+5.343	13:03:25.111	62	1:39.545	+2.954	12:50:32.807
6	1:40.057	+3.174	11:14:02.230	71	1:41.764	+4.881	13:05:06.875	63	1:38.947	+2.356	12:52:11.754
				72	1:44.746	+7.863	13:06:51.621	64	1:40.564	+3.973	12:53:52.318

Jefe de cronometraje Orbits

# Trofeu Català Quad Resistencia, Almenar

Resistencia

Almenar 0,000 km

Carrera 2h

11/05/2014 11:00

Carrera (2:00:00 Tiempo) iniciado a 11:03:33

Lap	Lap Tm	Diff	Time of Day
65	1:41.282	+4.691	12:55:33.600
66	1:39.723	+3.132	12:57:13.323
67	1:40.027	+3.436	12:58:53.350
68	1:43.573	+6.982	13:00:36.923
69	1:42.794	+6.203	13:02:19.717
70	1:42.379	+5.788	13:04:02.096
71	1:42.859	+6.268	13:05:44.955

(194) ALEX THOMPSON / GERARD CASANOVA

1	1:44.023	+6.603	11:05:28.386
2	1:38.093	+0.673	11:07:06.479
3	1:41.735	+4.315	11:08:48.214
4	1:38.315	+0.895	11:10:26.529
5	1:38.851	+1.431	11:12:05.380
6	1:39.085	+1.665	11:13:44.465
7	1:39.209	+1.789	11:15:23.674
8	1:39.255	+1.835	11:17:02.929
9	1:38.789	+1.369	11:18:41.718
10	1:38.545	+1.125	11:20:20.263
11	1:39.867	+2.447	11:22:00.130
12	1:39.754	+2.334	11:23:39.884
13	1:38.302	+0.882	11:25:18.186
14	1:41.087	+3.667	11:26:59.273
15	1:39.267	+1.847	11:28:38.540
16	1:38.540	+1.120	11:30:17.080
17	1:38.229	+0.809	11:31:55.309
18	1:37.768	+0.348	11:33:33.077
19	1:38.002	+0.582	11:35:11.079
20	1:37.605	+0.185	11:36:48.684
21	1:38.645	+1.225	11:38:27.329
22	1:37.681	+0.261	11:40:05.010
23	1:38.756	+1.336	11:41:43.766
24	1:38.959	+1.539	11:43:22.725
25	1:39.373	+1.953	11:45:02.098
26	1:39.729	+2.309	11:46:41.827
27	<b>1:37.420</b>		11:48:19.247
28	1:40.229	+2.809	11:49:59.476
29	1:39.209	+1.789	11:51:38.685
30	1:40.314	+2.894	11:53:18.999
31	1:41.298	+3.878	11:55:00.297
32	1:42.767	+5.347	11:56:43.064
33	2:36.780	+59.360	11:59:19.844
34	1:41.076	+3.656	12:01:00.920
35	1:40.132	+2.712	12:02:41.052
36	1:41.603	+4.183	12:04:22.655
37	1:41.449	+4.029	12:06:04.104
38	1:39.787	+2.367	12:07:43.891
39	1:42.612	+5.192	12:09:26.503
40	1:42.942	+5.522	12:11:09.445
41	1:44.124	+6.704	12:12:53.569
42	1:44.405	+6.985	12:14:37.974
43	1:44.431	+7.011	12:16:22.405
44	1:42.517	+5.097	12:18:04.922
45	1:44.305	+6.885	12:19:49.227
46	1:43.703	+6.283	12:21:32.930
47	1:41.559	+4.139	12:23:14.489
48	1:43.051	+5.631	12:24:57.540
49	1:41.115	+3.695	12:26:38.655
50	1:42.563	+5.143	12:28:21.218
51	1:44.439	+7.019	12:30:05.657
52	1:43.826	+6.406	12:31:49.483
53	1:45.937	+8.517	12:33:35.420
54	1:42.574	+5.154	12:35:17.994
55	1:43.901	+6.481	12:37:01.895
56	1:43.669	+6.249	12:38:45.564
57	1:42.989	+5.569	12:40:28.553

Lap	Lap Tm	Diff	Time of Day
58	2:27.257	+49.837	12:42:55.810
59	1:38.241	+0.821	12:44:34.051
60	1:40.111	+2.691	12:46:14.162
61	1:40.575	+3.155	12:47:54.737
62	1:39.457	+2.037	12:49:34.194
63	1:42.832	+5.412	12:51:17.026
64	1:43.873	+6.453	12:53:00.899
65	1:43.805	+6.385	12:54:44.704
66	1:44.237	+6.817	12:56:28.941
67	2:37.909	+1:00.489	12:59:06.850
68	1:42.282	+4.862	13:00:49.132
69	1:41.488	+4.068	13:02:30.620
70	1:43.337	+5.917	13:04:13.957
71	1:42.516	+5.096	13:05:56.473

(8) ALEX ESPEJO / DAVID ESPEJO

1	1:40.296	+4.337	11:05:23.432
2	1:37.309	+1.350	11:07:00.741
3	1:37.918	+1.959	11:08:38.659
4	1:36.339	+0.380	11:10:14.998
5	1:37.082	+1.123	11:11:52.080
6	1:38.000	+2.041	11:13:30.080
7	1:37.662	+1.703	11:15:07.742
8	1:37.514	+1.555	11:16:45.256
9	1:36.232	+0.273	11:18:21.488
10	1:36.902	+0.943	11:19:58.390
11	1:36.754	+0.795	11:21:35.144
12	1:37.666	+1.707	11:23:12.810
13	1:37.588	+1.629	11:24:50.398
14	1:38.157	+2.198	11:26:28.555
15	1:38.248	+2.289	11:28:06.803
16	<b>1:35.959</b>		11:29:42.762
17	1:37.298	+1.339	11:31:20.060
18	1:36.422	+0.463	11:32:56.482
19	1:37.542	+1.583	11:34:34.024
20	1:36.336	+0.377	11:36:10.360
21	1:36.311	+0.352	11:37:46.671
22	1:37.314	+1.355	11:39:23.985
23	4:06.614	+2:30.655	11:43:30.599
24	1:40.478	+4.519	11:45:11.077
25	1:38.087	+2.128	11:46:49.164
26	1:39.796	+3.837	11:48:28.960
27	1:40.994	+5.035	11:50:09.954
28	1:40.682	+4.723	11:51:50.636
29	1:39.041	+3.082	11:53:29.677
30	1:41.560	+5.601	11:55:11.237
31	1:41.449	+5.490	11:56:52.686
32	1:41.656	+5.697	11:58:34.342
33	1:41.419	+5.460	12:00:15.761
34	1:41.645	+5.686	12:01:57.406
35	1:46.134	+10.175	12:03:43.540
36	1:43.686	+7.727	12:05:27.226
37	1:42.889	+6.930	12:07:10.115
38	1:44.413	+8.454	12:08:54.528
39	2:58.886	+1:22.927	12:11:53.414
40	1:39.334	+3.375	12:13:32.748
41	1:37.920	+1.961	12:15:10.668
42	1:38.478	+2.519	12:16:49.146
43	1:39.086	+3.127	12:18:28.232
44	1:39.108	+3.149	12:20:07.340
45	1:38.391	+2.432	12:21:45.731
46	1:38.272	+2.313	12:23:24.003
47	1:37.581	+1.622	12:25:01.584
48	1:37.108	+1.149	12:26:38.692
49	1:37.949	+1.990	12:28:16.641
50	1:39.296	+3.337	12:29:55.937

Lap	Lap Tm	Diff	Time of Day
51	1:38.007	+2.048	12:31:33.944
52	1:39.859	+3.900	12:33:13.803
53	1:39.277	+3.318	12:34:53.080
54	1:39.525	+3.566	12:36:32.605
55	1:37.982	+2.023	12:38:10.587
56	1:37.827	+1.868	12:39:48.414
57	1:42.391	+6.432	12:41:30.805
58	2:33.889	+57.930	12:44:04.694
59	1:41.339	+5.380	12:45:46.033
60	1:40.144	+4.185	12:47:26.177
61	1:41.130	+5.171	12:49:07.307
62	1:40.085	+4.126	12:50:47.392
63	1:41.256	+5.297	12:52:28.648
64	1:40.609	+4.650	12:54:09.257
65	1:42.441	+6.482	12:55:51.698
66	1:40.700	+4.741	12:57:32.398
67	1:41.984	+6.025	12:59:14.382
68	1:40.863	+4.904	13:00:55.245
69	1:40.353	+4.394	13:02:35.598
70	1:39.263	+3.304	13:04:14.861
71	1:42.175	+6.216	13:05:57.036

(14) JOAN VILA / JOSEP Mª CAMARA

1	1:38.168	+0.869	11:05:21.033
2	1:37.367	+0.068	11:06:58.400
3	1:38.911	+1.612	11:08:37.311
4	1:39.574	+2.275	11:10:16.885
5	1:40.709	+3.410	11:11:57.594
6	1:38.042	+0.743	11:13:35.636
7	1:40.466	+3.167	11:15:16.102
8	1:39.915	+2.616	11:16:56.017
9	1:39.956	+2.657	11:18:35.973
10	1:39.095	+1.796	11:20:15.068
11	1:38.086	+0.787	11:21:53.154
12	1:38.218	+0.919	11:23:31.372
13	1:38.983	+1.684	11:25:10.355
14	1:39.539	+2.240	11:26:49.894
15	1:39.127	+1.828	11:28:29.021
16	1:41.869	+4.570	11:30:10.890
17	1:39.613	+2.314	11:31:50.503
18	1:40.746	+3.447	11:33:31.249
19	1:40.942	+3.643	11:35:12.191
20	1:38.473	+1.174	11:36:50.664
21	1:39.631	+2.332	11:38:30.295
22	1:38.358	+1.059	11:40:08.653
23	1:39.390	+2.091	11:41:48.043
24	1:41.061	+3.762	11:43:29.104
25	1:40.940	+3.641	11:45:10.044
26	1:46.946	+9.647	11:46:56.990
27	1:40.754	+3.455	11:48:37.744
28	1:40.791	+3.492	11:50:18.535
29	1:41.539	+4.240	11:52:00.074
30	1:41.316	+4.017	11:53:41.390
31	2:49.135	+1:11.836	11:56:30.525
32	1:42.991	+5.692	11:58:13.516
33	1:43.449	+6.150	11:59:56.965
34	1:42.670	+5.371	12:01:39.635
35	1:43.105	+5.806	12:03:22.740
36	1:45.296	+7.997	12:05:08.036
37	1:45.361	+8.062	12:06:53.397
38	1:44.412	+7.113	12:08:37.809
39	1:43.922	+6.623	12:10:21.731
40	1:45.050	+7.751	12:12:06.781
41	1:42.677	+5.378	12:13:49.458
42	1:43.849	+6.550	12:15:33.307
43	1:42.419	+5.120	12:17:15.726

Jefe de cronometraje

Orbits



# Trofeu Català Quad Resistencia, Almenar

Resistencia

Almenar 0,000 km

Carrera 2h

11/05/2014 11:00

Carrera (2:00:00 Tiempo) iniciado a 11:03:33

Lap	Lap Tm	Diff	Time of Day
44	1:44.396	+7.097	12:19:00.122
45	1:45.156	+7.857	12:20:45.278
46	1:41.922	+4.623	12:22:27.200
47	1:42.676	+5.377	12:24:09.876
48	1:43.695	+6.396	12:25:53.571
49	1:43.166	+5.867	12:27:36.737
50	1:44.913	+7.614	12:29:21.650
51	1:47.216	+9.917	12:31:08.866
52	1:44.887	+7.588	12:32:53.753
53	1:45.070	+7.771	12:34:38.823
54	1:44.743	+7.444	12:36:23.566
55	1:44.359	+7.060	12:38:07.925
56	1:46.833	+9.534	12:39:54.758
57	2:35.753	+58.454	12:42:30.511
58	<b>1:37.299</b>		12:44:07.810
59	1:38.466	+1.167	12:45:46.276
60	1:40.537	+3.238	12:47:26.813
61	1:41.630	+4.331	12:49:08.443
62	1:39.352	+2.053	12:50:47.795
63	1:41.435	+4.136	12:52:29.230
64	1:42.898	+5.599	12:54:12.128
65	1:40.308	+3.009	12:55:52.436
66	1:41.188	+3.889	12:57:33.624
67	1:41.505	+4.206	12:59:15.129
68	1:40.918	+3.619	13:00:56.047
69	1:40.478	+3.179	13:02:36.525
70	1:40.365	+3.066	13:04:16.890
71	1:41.299	+4.000	13:05:58.189

(114) ALBERT DOMINGUEZ / JOSEP CANUDAS

1	1:46.756	+10.403	11:05:33.402
2	1:42.552	+6.199	11:07:15.954
3	1:41.799	+5.446	11:08:57.753
4	1:41.043	+4.690	11:10:38.796
5	1:41.280	+4.927	11:12:20.076
6	<b>1:36.353</b>		11:13:56.429
7	1:39.227	+2.874	11:15:35.656
8	1:39.147	+2.794	11:17:14.803
9	1:38.776	+2.423	11:18:53.579
10	1:39.219	+2.866	11:20:32.798
11	1:38.738	+2.385	11:22:11.536
12	1:40.247	+3.894	11:23:51.783
13	2:40.939	+1:04.586	11:26:32.722
14	1:39.351	+2.998	11:28:12.073
15	1:39.862	+3.509	11:29:51.935
16	1:38.515	+2.162	11:31:30.450
17	1:39.326	+2.973	11:33:09.776
18	1:39.018	+2.665	11:34:48.794
19	1:39.443	+3.090	11:36:28.237
20	2:45.196	+1:08.843	11:39:13.433
21	1:38.543	+2.190	11:40:51.976
22	1:37.924	+1.571	11:42:29.900
23	1:37.531	+1.178	11:44:07.431
24	1:37.560	+1.207	11:45:44.991
25	1:39.709	+3.356	11:47:24.700
26	1:37.955	+1.602	11:49:02.655
27	1:40.244	+3.891	11:50:42.899
28	1:40.380	+4.027	11:52:23.279
29	1:41.136	+4.783	11:54:04.415
30	1:42.017	+5.664	11:55:46.432
31	1:42.326	+5.973	11:57:28.758
32	1:41.449	+5.096	11:59:10.207
33	1:43.376	+7.023	12:00:53.583
34	1:41.914	+5.561	12:02:35.497
35	1:42.271	+5.918	12:04:17.768
36	1:44.212	+7.859	12:06:01.980

Lap	Lap Tm	Diff	Time of Day
37	1:39.888	+3.535	12:07:41.868
38	1:45.883	+9.530	12:09:27.751
39	1:42.278	+5.925	12:11:10.029
40	1:40.127	+3.774	12:12:50.156
41	1:41.919	+5.566	12:14:32.075
42	1:42.234	+5.881	12:16:14.309
43	1:43.068	+6.715	12:17:57.377
44	1:40.896	+4.543	12:19:38.273
45	1:59.436	+23.083	12:21:37.709
46	1:41.597	+5.244	12:23:19.306
47	1:40.444	+4.091	12:24:59.750
48	1:42.479	+6.126	12:26:42.229
49	1:40.301	+3.948	12:28:22.530
50	1:40.254	+3.901	12:30:02.784
51	1:41.803	+5.450	12:31:44.587
52	1:40.610	+4.257	12:33:25.197
53	1:40.201	+3.848	12:35:05.398
54	1:42.661	+6.308	12:36:48.059
55	1:41.766	+5.413	12:38:29.825
56	1:40.469	+4.116	12:40:10.294
57	1:40.959	+4.606	12:41:51.253
58	1:41.965	+5.612	12:43:33.218
59	1:40.752	+4.399	12:45:13.970
60	2:33.709	+57.356	12:47:47.679
61	1:38.668	+2.315	12:49:26.347
62	1:39.576	+3.223	12:51:05.923
63	1:38.681	+2.328	12:52:44.604
64	1:38.991	+2.638	12:54:23.595
65	1:39.597	+3.244	12:56:03.192
66	1:39.431	+3.078	12:57:42.623
67	1:40.308	+3.955	12:59:22.931
68	1:39.373	+3.020	13:01:02.304
69	1:41.394	+5.041	13:02:43.698
70	1:41.153	+4.800	13:04:24.851
71	1:40.100	+3.747	13:06:04.951

(44) RUBEN BUJARALAZ / ALEX BOVE

1	1:47.236	+8.693	11:05:31.207
2	1:42.092	+3.549	11:07:13.299
3	1:42.591	+4.048	11:08:55.890
4	1:41.277	+2.734	11:10:37.167
5	1:41.739	+3.196	11:12:18.906
6	1:42.231	+3.688	11:14:01.137
7	1:43.660	+5.117	11:15:44.797
8	1:44.104	+5.561	11:17:28.901
9	1:45.081	+6.538	11:19:13.982
10	1:44.047	+5.504	11:20:58.029
11	1:42.933	+4.390	11:22:40.962
12	1:43.862	+5.319	11:24:24.824
13	1:44.781	+6.238	11:26:09.605
14	1:44.979	+6.436	11:27:54.584
15	2:38.068	+59.525	11:30:32.652
16	1:38.806	+0.263	11:32:11.458
17	1:44.033	+5.490	11:33:55.491
18	<b>1:38.543</b>		11:35:34.034
19	1:38.679	+0.136	11:37:12.713
20	1:39.449	+0.906	11:38:52.162
21	1:39.363	+0.820	11:40:31.525
22	1:39.391	+0.848	11:42:10.916
23	1:41.583	+3.040	11:43:52.499
24	1:39.786	+1.243	11:45:32.285
25	1:40.003	+1.460	11:47:12.288
26	1:40.157	+1.614	11:48:52.445
27	1:39.978	+1.435	11:50:32.423
28	1:41.977	+3.434	11:52:14.400
29	1:40.990	+2.447	11:53:55.390

Lap	Lap Tm	Diff	Time of Day
30	1:41.833	+3.290	11:55:37.223
31	1:40.753	+2.210	11:57:17.976
32	1:43.667	+5.124	11:59:01.643
33	1:40.673	+2.130	12:00:42.316
34	1:39.984	+1.441	12:02:22.300
35	1:39.550	+1.007	12:04:01.850
36	1:40.922	+2.379	12:05:42.772
37	1:39.956	+1.413	12:07:22.728
38	1:40.655	+2.112	12:09:03.383
39	1:39.693	+1.150	12:10:43.076
40	1:40.462	+1.919	12:12:23.538
41	1:41.784	+3.241	12:14:05.322
42	1:39.592	+1.049	12:15:44.914
43	1:40.650	+2.107	12:17:25.564
44	1:40.354	+1.811	12:19:05.918
45	1:42.695	+4.152	12:20:48.613
46	1:45.626	+7.083	12:22:34.239
47	1:40.868	+2.325	12:24:15.107
48	1:40.559	+2.016	12:25:55.666
49	1:41.553	+3.010	12:27:37.219
50	1:40.535	+1.992	12:29:17.754
51	1:43.815	+5.272	12:31:01.569
52	1:43.073	+4.530	12:32:44.642
53	2:40.403	+1:01.860	12:35:25.045
54	1:42.519	+3.976	12:37:07.564
55	1:42.332	+3.789	12:38:49.896
56	1:42.146	+3.603	12:40:32.042
57	1:44.897	+6.354	12:42:16.939
58	1:44.864	+6.321	12:44:01.803
59	1:44.045	+5.502	12:45:45.848
60	1:45.256	+6.713	12:47:31.104
61	1:44.092	+5.549	12:49:15.196
62	1:43.659	+5.116	12:50:58.855
63	1:43.830	+5.287	12:52:42.685
64	1:44.863	+6.320	12:54:27.548
65	1:43.049	+4.506	12:56:10.597
66	1:42.308	+3.765	12:57:52.905
67	1:42.191	+3.648	12:59:35.096
68	1:42.425	+3.882	13:01:17.521
69	1:42.489	+3.946	13:03:00.010
70	1:42.637	+4.094	13:04:42.647
71	1:45.341	+6.798	13:06:27.988

(58) JAUME GALLIFA / ALBERT VIVO

1	<b>1:36.543</b>		11:05:18.918
2	1:38.016	+1.473	11:06:56.934
3	1:37.104	+0.561	11:08:34.038
4	1:38.602	+2.059	11:10:12.640
5	1:38.337	+1.794	11:11:50.977
6	1:38.640	+2.097	11:13:29.617
7	1:37.440	+0.897	11:15:07.057
8	1:36.972	+0.429	11:16:44.029
9	1:37.118	+0.575	11:18:21.147
10	1:37.095	+0.552	11:19:58.242
11	1:36.644	+0.101	11:21:34.886
12	1:37.658	+1.115	11:23:12.544
13	1:37.524	+0.981	11:24:50.068
14	1:38.071	+1.528	11:26:28.139
15	1:40.351	+3.808	11:28:08.490
16	1:45.396	+8.853	11:29:53.886
17	1:41.815	+5.272	11:31:35.701
18	1:43.006	+6.463	11:33:18.707
19	1:41.044	+4.501	11:34:59.751
20	1:41.062	+4.519	11:36:40.813
21	1:39.066	+2.523	11:38:19.879
22	1:39.841	+3.298	11:39:59.720

Jefe de cronometraje

Orbits

# Trofeu Català Quad Resistencia, Almenar

Resistencia

Almenar 0,000 km

Carrera 2h

11/05/2014 11:00

Carrera (2:00:00 Tiempo) iniciado a 11:03:33

Lap	Lap Tm	Diff	Time of Day	Lap	Lap Tm	Diff	Time of Day	Lap	Lap Tm	Diff	Time of Day
23	1:41.002	+4.459	11:41:40.722	16	1:40.908	+0.718	11:31:04.900	10	1:42.400	+0.268	11:24:24.499
24	1:45.818	+9.275	11:43:26.540	17	1:42.528	+2.338	11:32:47.428	11	1:42.496	+0.364	11:26:06.995
25	3:06.662	+1:30.119	11:46:33.202	18	1:45.589	+5.399	11:34:33.017	12	1:44.355	+2.223	11:27:51.350
26	1:41.344	+4.801	11:48:14.546	19	1:45.646	+5.456	11:36:18.663	13	1:44.664	+2.532	11:29:36.014
27	1:43.799	+7.256	11:49:58.345	20	1:45.916	+5.726	11:38:04.579	14	1:47.501	+5.369	11:31:23.515
28	1:44.007	+7.464	11:51:42.352	21	3:07.491	+1:27.301	11:41:12.070	15	1:46.144	+4.012	11:33:09.659
29	1:43.589	+7.046	11:53:25.941	22	1:42.464	+2.274	11:42:54.534	16	1:50.328	+8.196	11:34:59.987
30	1:44.809	+8.266	11:55:10.750	23	1:41.700	+1.510	11:44:36.234	17	2:55.483	+1:13.351	11:37:55.470
31	1:45.386	+8.843	11:56:56.136	24	1:40.952	+0.762	11:46:17.186	18	1:42.898	+0.766	11:39:38.368
32	1:44.417	+7.874	11:58:40.553	25	1:41.903	+1.713	11:47:59.089	19	1:45.831	+3.699	11:41:24.199
33	1:45.061	+8.518	12:00:25.614	26	1:41.243	+1.053	11:49:40.332	20	1:46.793	+4.661	11:43:10.992
34	1:46.459	+9.916	12:02:12.073	27	1:40.935	+0.745	11:51:21.267	21	1:46.606	+4.474	11:44:57.598
35	1:44.108	+7.565	12:03:56.181	28	1:41.183	+0.993	11:53:02.450	22	1:47.865	+5.733	11:46:45.463
36	3:14.100	+1:37.557	12:07:10.281	29	1:41.854	+1.664	11:54:44.304	23	1:50.142	+8.010	11:48:35.605
37	1:39.240	+2.697	12:08:49.521	30	1:42.714	+2.524	11:56:27.018	24	1:49.276	+7.144	11:50:24.881
38	1:40.011	+3.468	12:10:29.532	31	1:44.291	+4.101	11:58:11.309	25	1:47.210	+5.078	11:52:12.091
39	1:39.970	+3.427	12:12:09.502	32	1:44.712	+4.522	11:59:56.021	26	1:51.811	+9.679	11:54:03.902
40	1:39.502	+2.959	12:13:49.004	33	1:46.369	+6.179	12:01:42.390	27	1:53.417	+11.285	11:55:57.319
41	1:39.928	+3.385	12:15:28.932	34	1:45.315	+5.125	12:03:27.705	28	1:48.753	+6.621	11:57:46.072
42	1:41.550	+5.007	12:17:10.482	35	1:44.361	+4.171	12:05:12.066	29	1:50.227	+8.095	11:59:36.299
43	1:41.494	+4.951	12:18:51.976	36	1:43.522	+3.332	12:06:55.588	30	1:48.136	+6.004	12:01:24.435
44	1:43.226	+6.683	12:20:35.202	37	1:44.067	+3.877	12:08:39.655	31	1:48.578	+6.446	12:03:13.013
45	1:42.681	+6.138	12:22:17.883	38	1:44.330	+4.140	12:10:23.985	32	1:50.558	+8.426	12:05:03.571
46	1:43.466	+6.923	12:24:01.349	39	1:57.322	+17.132	12:12:21.307	33	3:15.410	+1:33.278	12:08:18.981
47	1:42.397	+5.854	12:25:43.746	40	1:43.768	+3.578	12:14:05.075	34	1:43.533	+1.401	12:10:02.514
48	1:41.978	+5.435	12:27:25.724	41	1:48.157	+7.967	12:15:53.232	35	1:45.057	+2.925	12:11:47.571
49	1:40.863	+4.320	12:29:06.587	42	1:48.124	+7.934	12:17:41.356	36	1:47.747	+5.615	12:13:35.318
50	1:41.353	+4.810	12:30:47.940	43	2:39.946	+59.756	12:20:21.302	37	1:47.622	+5.490	12:15:22.940
51	1:41.485	+4.942	12:32:29.425	44	1:40.685	+0.495	12:22:01.987	38	1:46.761	+4.629	12:17:09.701
52	1:44.459	+7.916	12:34:13.884	45	1:41.219	+1.029	12:23:43.206	39	1:47.523	+5.391	12:18:57.224
53	1:43.236	+6.693	12:35:57.120	46	1:40.636	+0.446	12:25:23.842	40	1:47.294	+5.162	12:20:44.518
54	1:42.679	+6.136	12:37:39.799	47	1:40.847	+0.657	12:27:04.689	41	1:47.995	+5.863	12:22:32.513
55	1:41.569	+5.026	12:39:21.368	48	1:40.379	+0.189	12:28:45.068	42	1:54.287	+12.155	12:24:26.800
56	1:41.612	+5.069	12:41:02.980	49	1:40.857	+0.667	12:30:25.925	43	1:52.711	+10.579	12:26:19.511
57	1:42.028	+5.485	12:42:45.008	50	1:40.589	+0.399	12:32:06.514	44	1:48.291	+6.159	12:28:07.802
58	1:42.681	+6.138	12:44:27.689	51	<b>1:40.190</b>		12:33:46.704	45	1:48.344	+6.212	12:29:56.146
59	1:42.653	+6.110	12:46:10.342	52	1:40.587	+0.397	12:35:27.291	46	2:52.055	+1:09.923	12:32:48.201
60	1:42.054	+5.511	12:47:52.396	53	1:41.056	+0.866	12:37:08.347	47	1:42.657	+0.525	12:34:30.858
61	1:44.044	+7.501	12:49:36.440	54	1:42.211	+2.021	12:38:50.558	48	1:44.789	+2.657	12:36:15.647
62	1:41.753	+5.210	12:51:18.193	55	1:43.929	+3.739	12:40:34.487	49	1:42.884	+0.752	12:37:58.531
63	1:41.223	+4.680	12:52:59.416	56	1:45.568	+5.378	12:42:20.055	50	<b>1:42.132</b>		12:39:40.663
64	1:40.402	+3.859	12:54:39.818	57	1:44.189	+3.999	12:44:04.244	51	1:43.496	+1.364	12:41:24.159
65	1:43.302	+6.759	12:56:23.120	58	1:45.005	+4.815	12:45:49.249	52	2:04.653	+22.521	12:43:28.812
66	1:46.167	+9.624	12:58:09.287	59	1:44.173	+3.983	12:47:33.422	53	1:48.857	+6.725	12:45:17.669
67	1:42.860	+6.317	12:59:52.147	60	1:43.852	+3.662	12:49:17.274	54	1:47.627	+5.495	12:47:05.296
68	1:40.954	+4.411	13:01:33.101	61	1:43.257	+3.067	12:51:00.531	55	1:50.586	+8.454	12:48:55.882
69	1:44.963	+8.420	13:03:18.064	62	1:43.349	+3.159	12:52:43.880	56	1:48.087	+5.955	12:50:43.969
70	1:40.193	+3.650	13:04:58.257	63	1:44.644	+4.454	12:54:28.524	57	1:48.255	+6.123	12:52:32.224
71	1:49.958	+13.415	13:06:48.215	64	1:43.409	+3.219	12:56:11.933	58	1:54.666	+12.534	12:54:26.890

(198) ION PINTILIE / ENRIC SANCHEZ

1	1:47.897	+7.707	11:05:32.759
2	1:42.229	+2.039	11:07:14.988
3	1:42.217	+2.027	11:08:57.205
4	1:41.186	+0.996	11:10:38.391
5	1:41.363	+1.173	11:12:19.754
6	1:42.282	+2.092	11:14:02.036
7	1:41.439	+1.249	11:15:43.475
8	1:42.975	+2.785	11:17:26.450
9	1:43.579	+3.389	11:19:10.029
10	1:43.363	+3.173	11:20:53.392
11	1:42.309	+2.119	11:22:35.701
12	1:41.637	+1.447	11:24:17.338
13	1:42.430	+2.240	11:25:59.768
14	1:42.008	+1.818	11:27:41.776
15	1:42.216	+2.026	11:29:23.992

(35) ISAAC POYATOS / F. JAVIER POYATOS

1	1:46.965	+4.833	11:05:31.589
2	1:42.471	+0.339	11:07:14.060
3	1:42.196	+0.064	11:08:56.256
4	2:48.445	+1:06.313	11:11:44.701
5	1:44.707	+2.575	11:13:29.408
6	1:45.649	+3.517	11:15:15.057
7	2:31.091	+48.959	11:17:46.148
8	3:12.603	+1:30.471	11:20:58.751
9	1:43.348	+1.216	11:22:42.099

(32) GERARD GARRE / FRANCESC GARRIDO

1	1:42.825	+4.974	11:05:34.289
2	1:42.826	+4.975	11:07:17.115
3	1:41.475	+3.624	11:08:58.590
4	1:41.095	+3.244	11:10:39.685
5	1:41.241	+3.390	11:12:20.926
6	1:42.860	+5.009	11:14:03.786
7	1:42.295	+4.444	11:15:46.081
8	1:42.654	+4.803	11:17:28.735
9	1:41.834	+3.983	11:19:10.569

Jefe de cronometraje

Orbits

# Trofeu Català Quad Resistencia, Almenar

Resistencia

Almenar 0,000 km

Carrera 2h

11/05/2014 11:00

Carrera (2:00:00 Tiempo) iniciado a 11:03:33

Lap	Lap Tm	Diff	Time of Day
10	1:45.376	+7.525	11:20:55.945
11	1:46.695	+8.844	11:22:42.640
12	1:43.892	+6.041	11:24:26.532
13	1:44.094	+6.243	11:26:10.626
14	1:44.758	+6.907	11:27:55.384
15	1:45.923	+8.072	11:29:41.307
16	1:47.279	+9.428	11:31:28.586
17	1:50.113	+12.262	11:33:18.699
18	2:42.409	+1:04.558	11:36:01.108
19	1:42.093	+4.242	11:37:43.201
20	<b>1:37.851</b>		11:39:21.052
21	1:38.584	+0.733	11:40:59.636
22	1:44.797	+6.946	11:42:44.433
23	1:41.165	+3.314	11:44:25.598
24	1:41.114	+3.263	11:46:06.712
25	1:39.620	+1.769	11:47:46.332
26	1:39.417	+1.566	11:49:25.749
27	1:39.556	+1.705	11:51:05.305
28	1:39.978	+2.127	11:52:45.283
29	1:39.739	+1.888	11:54:25.022
30	1:41.471	+3.620	11:56:06.493
31	1:40.324	+2.473	11:57:46.817
32	1:42.837	+4.986	11:59:29.654
33	1:39.875	+2.024	12:01:09.529
34	1:40.590	+2.739	12:02:50.119
35	2:06.645	+28.794	12:04:56.764
36	2:04.812	+26.961	12:07:01.576
37	3:08.395	+1:30.544	12:10:09.971
38	1:46.110	+8.259	12:11:56.081
39	1:44.376	+6.525	12:13:40.457
40	1:44.809	+6.958	12:15:25.266
41	1:46.430	+8.579	12:17:11.696
42	1:46.665	+8.814	12:18:58.361
43	1:49.074	+11.223	12:20:47.435
44	1:46.101	+8.250	12:22:33.536
45	1:52.046	+14.195	12:24:25.582
46	1:50.356	+12.505	12:26:15.938
47	1:48.380	+10.529	12:28:04.318
48	1:47.258	+9.407	12:29:51.576
49	1:49.386	+11.535	12:31:40.962
50	1:51.387	+13.536	12:33:32.349

Lap Lap Tm Diff Time of Day

Lap Lap Tm Diff Time of Day

# Trofeu Català Quad Resistencia, Almenar

## Vuelta a vuelta


Resistencia

Almenar 0,000 km

Carrera 2h

11/05/2014 11:00

Carrera (2:00:00 Tiempo) iniciado a 11:03:33



Competidores	Vueltas																				
	0	1	2	3	4	5	6	7	8	9	10	11	12	13	14	15	16	17	18	19	20
GUILLEM ULLASTRES (66)	1	66	66	66	66	66	66	66	66	66	66	66	66	66	66	66	66	66	66	66	4
MARC GOBERT / JOSEP Mª VILA (192)	2	192	192	4	4	4	4	4	4	4	4	4	4	4	4	4	4	4	4	4	66
JAUME GALLIFA / ALBERT VIVO (58)	3	58	58	192	192	196	196	196	196	7	7	7	7	7	7	7	7	7	7	7	7
JOAN VILA / JOSEP Mª CAMARA (14)	4	14	4	58	58	58	58	58	58	7	58	58	58	58	58	8	8	8	8	8	8
ALEX ESPEJO / DAVID ESPEJO (8)	5	8	14	14	196	192	8	8	8	58	8	8	8	8	8	8	58	58	58	58	58
JORDI SERRA / DANIEL VILA (4)	6	4	8	196	14	8	7	7	7	8	192	192	192	192	192	192	192	192	192	192	192
F. XAVIER OBRADO / JUAN OLIVA (77)	7	77	196	8	8	14	192	192	192	192	14	14	14	14	14	14	14	14	14	14	194
ORIOI VIDAL / JORDI FARRÉS (64)	8	64	64	64	64	7	14	14	14	14	77	77	77	77	194	194	194	194	194	194	14
RUBEN BUJARALÓZ / ALEX BOVE (44)	9	44	77	77	7	64	64	64	77	77	194	194	194	194	77	77	77	77	77	64	64
ALEX THOMPSON / GERARD CASANOVA (194)	10	194	194	194	77	77	77	77	64	64	64	64	64	64	64	64	64	64	64	47	47
ISAAC POYATOS / F. JAVIER POYATOS (35)	11	35	44	7	194	194	194	194	194	114	114	114	114	47	47	47	47	47	47	196	196
ION PINTILIE / ENRIC SANCHEZ (198)	12	198	35	44	44	44	44	114	114	114	47	47	47	47	198	198	198	198	198	198	198
GAVIN GOBERT / ALBERT JOSA (196)	13	196	198	35	35	198	198	44	198	47	198	198	198	44	44	196	196	196	114	114	77
ALBERT DOMINGUEZ / JOSEP CANUDAS (114)	14	114	114	198	198	114	114	198	47	198	32	32	44	44	32	32	32	32	114	77	44
GERARD GARRE / FRANCESC GARRIDO (32)	15	32	7	114	114	32	32	47	44	32	44	44	32	32	196	196	114	114	32	44	114
JUAN MARIN (7)	16	7	32	32	32	47	47	32	32	44	196	196	196	196	114	114	44	44	44	32	32
ANTHONY TORRES / ALBERT ESPI (47)	17	47	47	47	47	35	35	35	35	35	35	35	35	35	35	35	35	35	35	35	35

# Trofeu Català Quad Resistencia, Almenar

## Vuelta a vuelta


Resistencia

Almenar 0,000 km

Carrera 2h

11/05/2014 11:00

Carrera (2:00:00 Tiempo) iniciado a 11:03:33



Competidores	Vueltas																				
	21	22	23	24	25	26	27	28	29	30	31	32	33	34	35	36	37	38	39	40	41
GUILLEM ULLASTRES (66)	1	4	4	4	4	4	4	4	4	4	4	4	66	66	66	66	66	66	66	66	66
MARC GOBERT / JOSEP Mª VILA (192)	2	66	66	66	66	66	66	66	66	66	66	66	7	7	4	4	4	4	4	4	4
JAUME GALLIFA / ALBERT VIVO (58)	3	7	7	7	7	7	7	7	7	7	7	7	4	4	7	7	7	7	7	7	7
JOAN VILA / JOSEP Mª CAMARA (14)	4	8	8	58	194	194	194	194	194	194	194	194	196	196	196	196	196	196	196	196	196
ALEX ESPEJO / DAVID ESPEJO (8)	5	58	58	194	58	192	192	192	192	192	192	192	196	64	64	64	64	64	64	64	64
JORDI SERRA / DANIEL VILA (4)	6	192	194	192	192	14	14	14	14	14	14	196	64	194	194	194	194	194	194	194	194
F. XAVIER OBRADO / JUAN OLIVA (77)	7	194	192	14	14	64	64	64	64	64	64	64	192	192	192	192	192	192	192	192	192
ORIOI VIDAL / JORDI FARRÉS (64)	8	14	14	64	64	196	196	196	196	196	196	77	77	77	77	77	77	77	77	77	47
RUBEN BUJARALÓZ / ALEX BOVE (44)	9	64	64	196	196	77	77	77	77	77	77	14	14	14	14	14	14	14	14	14	14
ALEX THOMPSON / GERARD CASANOVA (194)	10	196	196	77	77	58	58	58	58	58	58	8	8	8	8	47	47	47	47	47	44
ISAAC POYATOS / F. JAVIER POYATOS (35)	11	77	77	8	8	8	8	8	8	8	8	47	47	47	8	8	8	8	8	44	77
ION PINTILIE / ENRIC SANCHEZ (198)	12	47	47	47	47	47	47	47	47	47	47	58	58	58	58	44	44	44	114	114	114
GAVIN GOBERT / ALBERT JOSA (196)	13	44	44	44	44	44	44	44	44	44	44	44	44	44	44	114	114	114	8	8	8
ALBERT DOMINGUEZ / JOSEP CANUDAS (114)	14	114	114	114	114	114	114	114	114	114	114	114	114	114	114	198	198	198	58	58	58
GERARD GARRE / FRANCESC GARRIDO (32)	15	32	32	32	32	32	32	32	32	32	32	32	32	32	32	32	32	58	58	198	198
JUAN MARIN (7)	16	198	198	198	198	198	198	198	198	198	198	198	198	198	198	58	32	32	32	32	32
ANTHONY TORRES / ALBERT ESPI (47)	17	35	35	35	35	35	35	35	35	35	35	35	35	35	35	35	35	35	35	35	35

# Trofeu Català Quad Resistencia, Almenar

## Vuelta a vuelta


Resistencia

Almenar 0,000 km

Carrera 2h

11/05/2014 11:00

Carrera (2:00:00 Tiempo) iniciado a 11:03:33



Competidores	Vueltas																				
	42	43	44	45	46	47	48	49	50	51	52	53	54	55	56	57	58	59	60	61	62
GUILLEM ULLASTRES (66)	1	66	66	66	66	66	66	66	66	66	66	66	66	66	66	66	66	66	66	66	66
MARC GOBERT / JOSEP Mª VILA (192)	2	4	4	4	4	4	4	4	4	4	4	4	4	4	4	4	4	4	4	4	4
JAUME GALLIFA / ALBERT VIVO (58)	3	7	7	7	7	7	7	7	7	7	7	7	7	7	7	196	196	196	196	196	196
JOAN VILA / JOSEP Mª CAMARA (14)	4	196	64	64	64	64	196	196	196	196	196	196	196	196	196	7	7	7	7	7	7
ALEX ESPEJO / DAVID ESPEJO (8)	5	64	194	194	194	196	196	194	194	194	194	194	194	194	194	194	192	64	64	64	64
JORDI SERRA / DANIEL VILA (4)	6	194	192	196	196	194	194	192	192	192	192	192	192	192	192	192	64	192	192	192	192
F. XAVIER OBRADO / JUAN OLIVA (77)	7	192	196	192	192	192	192	64	64	64	64	64	64	64	64	64	47	47	47	194	194
ORIOI VIDAL / JORDI FARRÉS (64)	8	47	47	47	47	47	47	47	47	47	47	47	47	47	47	47	194	194	194	47	47
RUBEN BUJARALÓZ / ALEX BOVE (44)	9	14	14	14	14	14	77	77	77	77	77	14	14	14	8	8	114	114	77	77	77
ALEX THOMPSON / GERARD CASANOVA (194)	10	44	44	44	44	77	77	14	14	44	44	44	8	8	8	14	114	77	77	8	8
ISAAC POYATOS / F. JAVIER POYATOS (35)	11	77	77	77	77	44	44	44	44	14	14	14	114	114	114	114	77	44	44	14	14
ION PINTILIE / ENRIC SANCHEZ (198)	12	114	114	114	114	114	8	8	8	8	8	44	44	77	77	44	8	8	44	44	44
GAVIN GOBERT / ALBERT JOSA (196)	13	8	8	8	8	8	114	114	114	114	114	77	77	44	44	14	14	14	114	114	114
ALBERT DOMINGUEZ / JOSEP CANUDAS (114)	14	58	58	58	58	58	58	58	58	58	58	58	58	58	58	58	58	58	58	58	58
GERARD GARRE / FRANCESC GARRIDO (32)	15	198	198	198	198	198	198	198	198	198	198	198	198	198	198	198	198	198	198	198	198
JUAN MARIN (7)	16	32	32	32	32	32	32	32	32	32	32	35	35	35	35	35	35	35	35	35	35
ANTHONY TORRES / ALBERT ESPI (47)	17	35	35	35	35	35	35	35	35	35	35	35	35	35	35	35	35	35	35	35	35

# Trofeu Català Quad Resistencia, Almenar

## Vuelta a vuelta

Resistencia

Almenar 0,000 km

Carrera 2h

11/05/2014 11:00

Carrera (2:00:00 Tiempo) iniciado a 11:03:33

### Competidores

	Vueltas													
	63	64	65	66	67	68	69	70	71	72	73	74	75	76
GUILLEM ULLASTRES (66)	1	66	66	66	66	66	66	66	66	66	66	66	66	66
MARC GOBERT / JOSEP Mª VILA (192)	2	4	4	4	4	4	4	4	4	4	4	4	4	4
JAUME GALLIFA / ALBERT VIVO (58)	3	196	196	196	196	196	196	196	196	196	196	196	196	196
JOAN VILA / JOSEP Mª CAMARA (14)	4	7	7	7	7	7	7	7	7	7	7	7	7	7
ALEX ESPEJO / DAVID ESPEJO (8)	5	64	64	64	64	64	64	64	64	64	64	64	64	64
JORDI SERRA / DANIEL VILA (4)	6	192	192	192	192	192	192	192	192	192	192	192	192	192
F. XAVIER OBRADO / JUAN OLIVA (77)	7	194	194	194	194	47	47	47	47	47	47	47	47	47
ORIOI VIDAL / JORDI FARRÉS (64)	8	47	47	47	47	77	77	77	77	77	77	77	77	77
RUBEN BUJARALÓZ / ALEX BOVE (44)	9	77	77	77	77	194	194	194	194	194	194	194	194	194
ALEX THOMPSON / GERARD CASANOVA (194)	10	8	8	8	8	8	8	8	8	8	8	8	8	8
ISAAC POYATOS / F. JAVIER POYATOS (35)	11	14	14	14	14	14	14	14	14	14	14	14	14	14
ION PINTILIE / ENRIC SANCHEZ (198)	12	44	114	114	114	114	114	114	114	114	114	114	114	114
GAVIN GOBERT / ALBERT JOSA (196)	13	114	44	44	44	44	44	44	44	44	44	44	44	44
ALBERT DOMINGUEZ / JOSEP CANUDAS (114)	14	58	58	58	58	58	58	58	58	58	58	58	58	58
GERARD GARRE / FRANCESC GARRIDO (32)	15	198	198	198	198	198	198	198	198	198	198	198	198	198
JUAN MARIN (7)	16	35	35											
ANTHONY TORRES / ALBERT ESPI (47)	17													